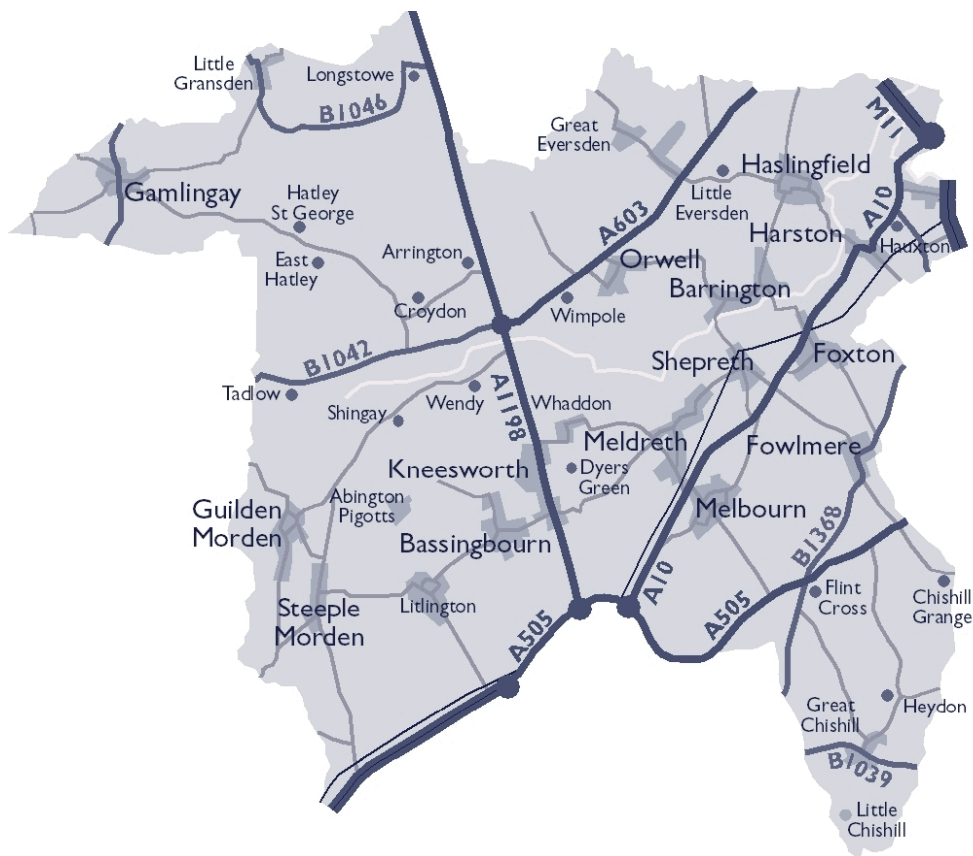




# NE1GHBOURHOOD POLICING

Supporting local communities, targeting crime together

## Neighbourhood Profile Update *Bassingbourn/Melbourn Panel*



**October 2011**

**CONTENTS**

<b>1. INTRODUCTION</b>	<b>2</b>
Aim	2
Methodology	2
<b>2 PREVIOUS PRIORITIES &amp; ENGAGEMENT ACTIVITY</b>	<b>3</b>
Previous Priorities	
<b>3 AN INTRODUCTION TO ASB IN SOUTH CAMBRIDGESHIRE</b>	<b>5</b>
<b>4 EMERGING ISSUES</b>	<b>6</b>
<b>5 CURRENT CRIME &amp; INCIDENT LEVELS</b>	<b>8</b>
<b>6 RECOMMENDATIONS</b>	<b>11</b>

## **1. Introduction**

### **Aim**

The aim of the Neighbourhood profile update is to provide an overview of action taken since the last reporting period, identify ongoing and emerging crime and disorder issues, and provide recommendations for future priorities and activity in order to facilitate effective policing and partnership working in the area.

The document should be used to inform multi-agency neighbourhood panel meetings and neighbourhood policing teams, so that issues can be identified, effectively prioritised and partnership problem solving activity undertaken.

### **Methodology**

This document was produced using the following data sources:

- Crime and Incident data from July 11 to September 11 and as a comparison data from April 11 to June 11 and July 10 to September 10.
- Information from Neighbourhood Policing Team September 2011.
- Community intelligence.

## 2. Previous Priorities & Engagement Activity

### Previous Priorities

At the neighbourhood panel meeting on 19<sup>th</sup> July 2011 the following issues were adopted as priorities. The tables below summarise action taken and the current situation regarding the priorities which were set:

Objective	
<b>Objective</b>	<b>Tackle road safety issues to include excess speed, obstructive parking and use of mobile phones whilst driving</b>
<b>Action Taken</b>	<ul style="list-style-type: none"> <li>• Neighbourhood officers supported by reactive colleagues and members of the Special Constabulary have conducted enforcement activity in; <b>Bassingbourn</b> - High St, <b>Shepreth</b> - Meldreth Rd, Station Rd &amp; Barrington Rd, <b>Steeple Morden</b> – Hay St, <b>Guilden Morden</b> – Ashwell Rd, <b>Litlington</b> – Royston Rd, <b>Whaddon</b> – Church St, Meldreth Rd, <b>Meldreth</b> – Shepreth Rd, <b>Foxton</b> – Fowlmere Rd, <b>Melbourn</b> – Cambridge Rd, High St &amp; Royston Rd, <b>Wendy</b> – Main St &amp; Church St, <b>Fowlmere</b> – Pipers Cl, <b>Gt Chishill</b> – Hall Ln.</li> <li>• Well in excess of 542 vehicles have been checked resulting in the following sanctions; 5 tickets for speeding, 1 summons, 5 verbal warnings for speeding, 41 warning letters, 5 tickets for mobile phone use and 4 tickets for other road safety matters.</li> <li>• Day of action held by officers from Cambourne in support of this priority.</li> <li>• An additional 9 speeding offences were identified by the Safety Camera Unit at the Gt Chishill; a somewhat suppressed figure due to leave abstractions and an injured officer.</li> <li>• Parking patrols have been conducted in Melbourn, Bassingbourn and Foxton with 6 tickets being issued and 3 vehicles being dealt with for road tax offences.</li> </ul>
<b>Current Situation</b>	Whilst the percentage of vehicles caught offending is of some reassurance, there is a continual theme of irresponsible vehicle use which of concern across the Neighbourhood.
<b>Continue or Discharge?</b>	Continue – People's Priority.

Objective	
<b>Objective</b>	<b>Tackle misuse of green and open spaces in Shepreth, Litlington, Melbourn &amp; Bassingbourn</b>
<b>Action Taken</b>	<ul style="list-style-type: none"> <li>• Proactive patrols carried out on 35 occasions by the Neighbourhood team to target misuse of recreation spaces across the area.</li> <li>• Several incidents reported by the public resulted in alcohol seizures and obtaining the names of individuals concerned.</li> <li>• Searches for alcohol and tobacco were conducted on 12 occasions with seizures being made on 8 of these, and a stolen cycle being recovered following a gathering in London Way, Melbourn.</li> <li>• Guardian Awareness Program letters sent or delivered wherever possible for youths gathering in inappropriate circumstances.</li> <li>• Positive engagement with youngsters and families at various locations showing the benefits of such areas for responsible sections of the community.</li> <li>• Level of criminality encountered, linked to gatherings, has been low.</li> </ul>

NOT PROTECTIVELY MARKED

	<ul style="list-style-type: none"> <li>Overall reduction in reports of rowdy nuisance incidents across the Neighbourhood.</li> </ul>
<b>Current Situation</b>	This problem is typically affected by the seasons and so is likely to continue to reduce through the next quarter.
<b>Continue or Discharge?</b>	Discharge. Monitor and revert to normal patrol regime.

<b>Objective</b>	<b>Tackle anti-social behaviour associated with vehicle use in Melbourn &amp; Bassingbourn</b>
<b>Action Taken</b>	<ul style="list-style-type: none"> <li>32 proactive patrols conducted by Neighbourhood Officers in Melbourn and Bassingbourn in support of this priority.</li> <li>4 reported incidents attended and youths spoken to on one occasion, but no offences revealed. Advice given to those present.</li> <li>Groups engaged with were behaving responsibly and their mopeds were legal when checked.</li> <li>Recorded vehicle related ASB has reduced in the two villages, alongside overall ASB levels.</li> </ul>
<b>Current Situation</b>	Whilst there are sporadic incidents still being reported, colder weather is likely to, further, reduce the overall frequency of occurrence.
<b>Continue or Discharge?</b>	Discharge. Monitor and revert to normal patrol regime.

<b>Objective</b>	<b>Support South Cambs District Council to reduce ASB in Vicarage Close sheltered accommodation complex</b>
<b>Action Taken</b>	<ul style="list-style-type: none"> <li>Review of panel concerns and reported incidents conducted with South Cambs District Council housing officer</li> <li>Only one call relating to Anti Social Behaviour in Vicarage Close received since May.</li> <li>SCDC sent ASB survey letters to all local residents – not a single reply was received back.</li> <li>Police patrols varied to give widest possible presence in Vicarage Close – no groups or incidents identified.</li> <li>Officers have attended 2 noise nuisance calls in the area of the Church.</li> <li>Physical modifications to SCDC property are planned to prevent a focus point for youths gathering during winter evenings.</li> </ul>
<b>Current Situation</b>	No identified ASB problem in the vicinity.
<b>Continue or Discharge?</b>	Discharge. Monitor and revert to normal patrol regime.

### 3. An Introduction to Anti-Social Behaviour (ASB) in South Cambridgeshire

It has been noted from recent South Cambs Neighbourhood Panel Meetings that Anti-social behaviour (ASB) issues are at the forefront of public concern. To address these concerns, this document will now mainly focus on ASB issues and will aim to give greater detail of the problems faced in each ward. As a result, included in this document will be a breakdown of ASB types as well as a summary of the issues raised by the public when reporting incidents. A summary of emerging issues within crime will still be provided.

**Please note that due to changes in the Police incident reporting system we will now be using the final call type rather than the Closure Class Definitions in the summary tables.** The specific final call types for those incidents defined as ASB are included below

CODE	DESCRIPTION
ABAN CALL	ABANDONED CALL
ABVEH	ABAN VEHICLE NOT STOLEN
ALARM	ALARM
ANIMALS	ANIMALS
ARREST	ARREST
BAIL	BAIL ENQUIRY/BREACH
BDV	BROKEN DOWN VEHICLE
BEGGING	BEGGING/VAGRANCY
BILKING	BILKING
BOMB	BOMB OR BOMB THREAT
BREACH INJ	BREACH OF INJUNCTION
BUR BUSNES	BURGLARY BUSINESS
BURG DWELL	BURGLARY DWELLING
BURG IN PR	BURGLARY IN PROGRESS
BURG OTH.	BURGLARY OTHER
CIVIL DISP	CIVIL DISPUTE
COLL/ILL	COLLAPSE/INJURY/ILLNESS
COMPOL	COMPLAINT V POLICE
CONCERN	CONCERN FOR PERSON
CORDLESS	CORDLESS
CRIM DAM	CRIMINAL DAMAGE
CRIME OTH	CRIME OTHER
DOM IN PR	DOMESTIC IN PROGRESS
DOMESTIC	DOMESTIC INCIDENT
DRUGS	DRUGS
DUP INC	INCIDENT BEING DEALT
ESCORT	ESCORTS - ALL
F/ARMS INC	FIREARMS INCIDENT
FIRE ETC	FIRE/ARSON
FIREWORKS	FIREWORK RELATED INCIDENT
FRAUD ETC	FRAUD/FORGERY
GAS/ELECTR	GAS & ELECTRIC
HIGHWAYS	HIGHWAYS DISRUPTION
HOAX CALL	HOAX CALL
INS PREMS	INSECURE PREMISES/VEHS
LICENSING	LICENSING
LITTER	LITTER
MAL/NUIS	MALICIOUS/NUISANCE COMMS

CODE	DESCRIPTION
MESSAGES	PASS MESSAGE
MFH	MISSING FROM HOME
NBOUR DISP	NEIGHBOUR DISPUTE
NOISE COM	NOISE - ALL TYPES
OBS MESS	OBSERVATION MESSAGE
OTH AGENCY	OTHER PUBLIC AGENCY
OTH. FORCE	OTHER FORCE
PETS	PETS/DOMESTIC ANIMALS
POACHING	COURSING/POACHING
POLICE GEN	POLICE GENERATED ACTIVITY
PREJ INC	PREJUDICE INCIDENT
PRE-PLAN	PRE-PLANNED EVENT
PROPERTY	LOST/FOUND PROP
PROSTITUTE	PROSTITUTION
PROTEST	PROTEST/DEMONSTRATION
PURSUIT	PURSUIT
R.T.C.	ROAD TRAFFIC COLLISION
RAVE	RAVE OR ANTICIPATED RAVE
RD RELATED	ROAD RELATED
RO ENQUIRY	REG OWNER ENQUIRY
ROBBERY	ROBBERY
ROWDY/NUIS	ROWDY/NUISANCE INCIDENT
SER SEX OF	SERIOUS SEXUAL OFFENCE
SEX OFF	SEXUAL OFFENCE
SHOPLIFTIN	SHOPLIFTING
SIL999_MOB	SILENT 999 OR 112 CALL FRM MOB
SIL999_TEL	SILENT 999 OR 112 FRM L/LINE
SMV	SMV
ST. DRINK.	STREET DRINKING - GENERAL
SUSP CIRCS	SUSPICIOUS CIRCS
THEFT	THEFT NOT VEH RELATED
THEFT FVEH	THEFT FROM M/VEH
TRANSPORT	TRANSPORT INCIDENT
TRESPASS	TRESPASS
TRUANCY	TRUANCY
VEH NUIS	VEHICLE RELATED NUISANCE
VIOL IN PR	VIOLENCE IN PROGRESS
VIOLENCE	VIOLENCE AGAINST PERSON

## 4. Emerging Issues

### Bassingbourn Area Neighbourhood trends

Total crime in the Bassingbourn Area has decreased compared to the previous three month period (137 offences vs. 152 offences) but increased compared to the same period last year when 124 offences were reported.

Anti-social behaviour (ASB) levels have also decreased in comparison with the previous period (134 incidents vs. 163 incidents) but also in comparison to the same period last year when 164 incidents were reported.

### **Bassingbourn** (*Bassingbourn-Cum-Kneesworth, Litlington, Shingay-Cum-Wendy, Whaddon*).

#### *Crime*

- Crime levels in Bassingbourn ward have remained the same compared to the previous period (41 offences for both) but increased compared to the same period last year (35 offences).
- There were 16 violent crime offences in this period compared to 11 offences in the previous period and 15 offences in the same period last year. Nine of these offences occurred at Kneesworth House and in 5 of these offences both offender and victim were patients, and in the other 4 the offender was a patient and the victim was a care worker.
- Criminal damage offences have decreased from 13 offences in the previous period to 9 offences in this period but have increased compared to the same period last year when 3 offences were reported. Three of the offences involved vehicles having windows smashed or bodywork scratched. There was one offence whereby offenders have set light to straw stack causing £10,000 worth of damage, the investigation is still ongoing.

#### *ASB*

- ASB in Bassingbourn has decreased from the previous period (34 compared to 44 incidents). This is also a small decrease compared to the same period last year when 40 incidents were reported.
- There were seven calls from South End, whereby complaints were mainly relating to youths in the college/ school grounds.

### **Fowlmere and Foxton** (*Fowlmere and Foxton*).

#### *Crime*

- Crime in Fowlmere and Foxton ward decreased to 14 offences in this period compared to 19 offences but increased compared to the same period last year (9 offences).
- Two of the 14 offences in this period have been detected.
- There were two offences over one night in September where offenders have broken into storage sheds on allotments in Green Lane and stolen power tools and metal items.

#### *ASB*

- There were 3 ASB incidents in this period compared to 5 incidents in the previous period and 24 incidents in the same period last year.
- Due to low numbers no trends or patterns were noted.

**Melbourn** (*Melbourn, Gt Chishill, Lt Chishill and Heydon*).

*Crime*

- Offence levels in Melbourn have decreased compared to the previous period (30 offences vs. 56 offences) also compared to the same period last year (40 offences).
- There were 4 violent crime offences in this period compared to 11 offences in the previous period and 10 offences in the same period last year. Two of these offences were domestic related.
- There were 8 offences in The Moor, three relating to criminal damage and three relating to theft/burglary. Two offences related to the same incident where two males started fighting and one demanded property and assaulted the other when he would not comply.

*ASB*

- ASB incidents in Melbourn have decreased compared to the previous period (56 incidents vs. 86 incidents). They have also decreased compared to the same period last year (67 incidents).
- Four calls from the same address on Worcester Way concern ongoing problems with neighbours in which the informant complains about the neighbours being abusive to her and watching her. There were also four calls from this same address in the last period concerning the same neighbour dispute.
- There were 14 calls from residents at The Moor complaining about youths congregating in the area shouting, screaming, driving around in vehicles and on motorbikes in an anti-social manner and generally causing a disturbance.
- There were four calls from different addresses in Chalkhill Barrow, all concerning neighbour problems including harassment and putting a potato in one neighbour's car exhaust whilst occupants were on holiday.

**Meldreth** (*Meldreth and Shepreth*).

*Crime*

- Offence levels in Meldreth have increased with 27 in this period compared to 23 in the last period and 17 in the same period last year.
- Theft from vehicle offences has remained stable with 3 being reported in both periods. This is compared to the same period last year when there were 2 offences. There was no pattern or hotspot for these offences.
- There were 9 violent crime offences in this period compared to 5 offences in the previous period and 5 offences in the same period last year. Three of these offences were domestic related and occurred at the same address in West Way on two separate days.

*ASB*

- ASB levels have increased with 32 incidents in this period, 26 incidents in the previous period and also 26 incidents in the same period last year.
- There were 3 calls from the same address in Meldreth Road, including youths congregating on mopeds and acting in an anti-social manner.

**The Mordens** (*Guilden Morden, Steeple Morden, Abington Piggotts and Tadlow*).

*Crime*

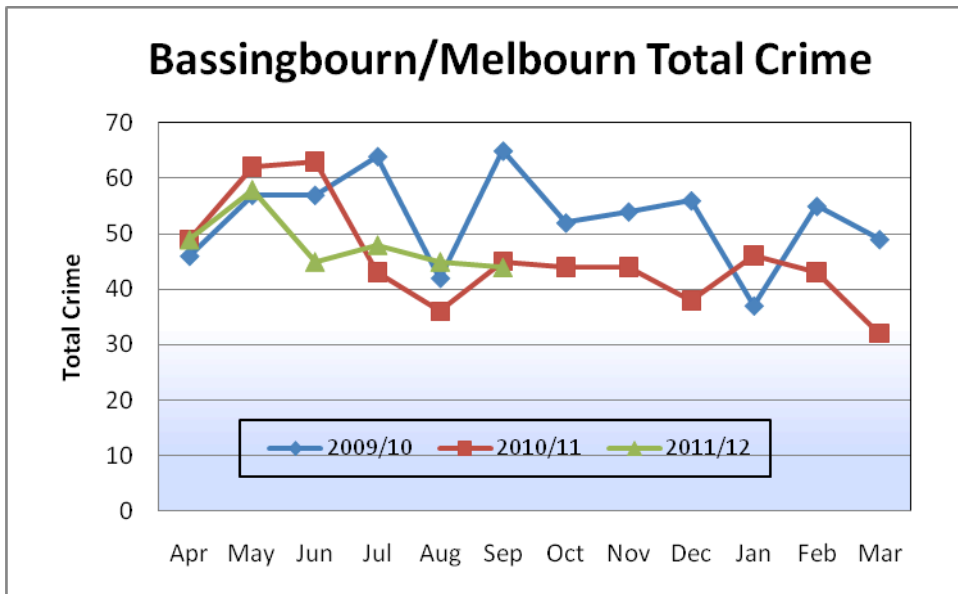
- Crime has increased compared to the previous period (25 offences vs. 13 offences) and has increased compared to the same period last year (23 offences).
- There were 6 other burglary offences in this period compared to 3 in the previous period and 4 the same period last year. There is no specific pattern or hotspots for these offences other than they all occurred overnight.

*ASB*

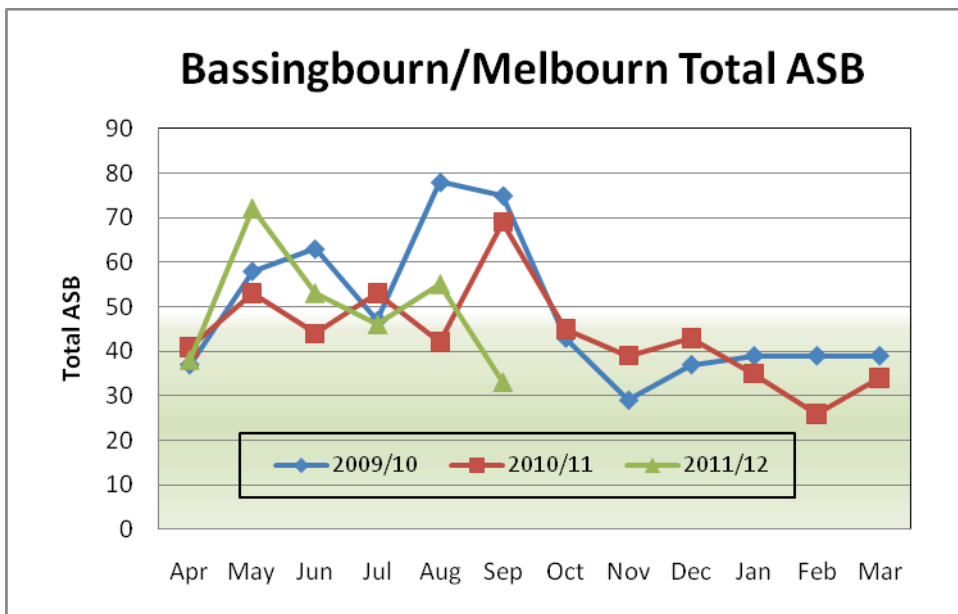
- ASB in The Mordens has increased slightly, with 9 incidents this period compared to 2 incidents in the previous period and 7 incidents in the same period last year.
- Due to low incident levels no patterns or trends have been observed during this period.

## 5. Current Crime and Incident Levels

### Total Crime



### ASB incidents



NOT PROTECTIVELY MARKED

**Current Crime and Incident Levels in Neighbourhood, by Ward**

	Dwell Burg.	Other Burg.	Violent Crime	Robbery	Theft of Vehicle	Theft from Vehicle	Cycle Theft	Theft from Shop	Criminal Damage	Other Crime	TOTAL CRIME	TOTAL ASB
<i>Bassingbourn Area</i>	Jul 11 – Sep 11	7	18	34	1	6	13	5	21	28	137	134
	Apr 11 – Jun 11	7	13	31	0	11	10	4	33	41	152	163
	Jul 10 – Sep 10	13	12	36	0	3	15	3	18	24	124	164
<i>Bassingbourn</i>	Jul 11 – Sep 11	0	1	16	0	1	1	4	9	7	41	34
	Apr 11 – Jun 11	3	2	11	0	1	3	2	13	6	41	44
	Jul 10 – Sep 10	3	3	15	0	0	2	0	3	9	35	40
<i>Fowlmere and Foxton</i>	Jul 11 – Sep 11	2	6	1	0	0	2	0	1	2	14	3
	Apr 11 – Jun 11	2	4	2	0	0	0	0	2	9	19	5
	Jul 10 – Sep 10	1	1	2	0	1	2	0	0	2	9	24
<i>Melbourn</i>	Jul 11 – Sep 11	3	3	4	1	1	4	1	7	6	30	56
	Apr 11 – Jun 11	2	3	11	0	4	4	1	10	19	56	86
	Jul 10 – Sep 10	6	2	10	0	1	1	3	9	8	40	67
<i>Meldreth</i>	Jul 11 – Sep 11	0	2	9	0	1	3	0	4	6	27	32
	Apr 11 – Jun 11	0	1	5	0	2	3	0	6	5	23	26
	Jul 10 – Sep 10	1	2	5	0	0	2	0	5	2	17	26
<i>The Mordens</i>	Jul 11 – Sep 11	2	6	4	0	3	3	0	0	7	25	9
	Apr 11 – Jun 11	0	3	2	0	4	0	0	2	2	13	2
	Jul 10 – Sep 10	2	4	4	0	1	8	0	1	3	23	7

NOT PROTECTIVELY MARKED

### Top Ten\* ASB Incident Types in the Bassingbourn Area Neighbourhood, by Ward

#### Please Note

Incident levels for each of the wards may not be consistent with the official figures that will be published by the Force and Home Office. This is because the data system used to draw the level of detail needed for the ASB type breakdown for this report may not contain precise locations due to the way incidents are reported e.g. ASB reported where ward boundaries lie could initially be recorded in the neighbouring ward but subsequently corrected.

The figures should only be used as a guide and not regarded as official statistics for publication.

\*There are more than 10 incident types as some had equal amount of incidents

		Abandoned Vehicle	Concern for person	Criminal Damage	Malicious/Nuisance Communication	Neighbourhood Dispute	Noise – All Types	Prejudice Incident	Road Related	Rowdy/Nuisance Incident	Suspicious Circumstance	Vehicle relate nuisance	Violence against person	Violence in progress	Other	Total
Nhod	Bassingbourn Area	8	2	2	11	2	5	2	4	61	4	18	7	2	6	134
		Jul 11 – Sep 11														
Wards		7	1	2	12	7	9	0	4	87	0	23	4	0	7	163
	Bassingbourn	0	1	0	2	0	2	2	1	20	2	3	1	0	2	36
		Jul 11 – Sep 11														
	Bassingbourn	0	0	0	3	1	8	0	1	22	0	7	1	0	2	45
		Apr 11 – Jun 11														
	Fowlmere/Foxton	0	0	0	0	0	0	0	0	2	0	0	0	1	0	3
		Jul 11 – Sep 11														
	Fowlmere/Foxton	0	0	0	0	0	0	0	0	0	4	0	0	0	0	4
		Apr 11 – Jun 11														
	Melbourn	5	1	2	5	1	1	1	0	2	24	1	6	3	1	4
	Jul 11 – Sep 11															
Melbourn	3	1	2	5	6	1	1	0	1	49	0	13	0	0	6	87
	Apr 11 – Jun 11															
Meldreth	2	0	0	3	0	0	1	0	1	11	1	8	2	1	2	32
	Jul 11 – Sep 11															
Meldreth	3	0	0	4	0	0	0	0	2	11	0	3	3	0	0	26
	Apr 11 – Jun 11															
Mordens	1	0	0	1	1	1	1	0	0	4	0	1	0	0	0	9
	Jul 11 – Sep 11															
Mordens	1	0	0	0	0	0	0	0	0	1	0	0	0	0	0	2
	Apr 11 – Jun 11															